

# **VISUAL STORY**


**WHAT TO EXPECT WHEN YOU  
VISIT OUR STUDIO**

**MARLOWE  
THEATRE**

This visual story will help prepare you for your visit to the Marlowe Theatre and to help you become familiar with the surroundings and situation. Please use these notes as little or as much as you need to prepare for your visit. We hope you have a lovely time at the Marlowe Theatre Studio!

---

Our theatre is located on The Friars.



You can also get to our building from Victoria Walk.





Or by walking across the bridge from Orange Street.



You will go through some doors to enter our foyer (foy-ay).



You can press this button to open the doors.



This is the foyer. A foyer is a space where you can sit before the show begins. You will also find our Box Office and Green Room cafe here.







When you arrive, the foyer may be quite loud and busy.




In our theatre we have members of staff around the building who are here to help you. They are called ushers.



This is our Box Office counter, where you can collect or buy tickets, or ask any questions if you need support.




Our Box Office staff are very friendly and happy to help with any questions you may have. If you already have your tickets, you do not need to visit our Box Office counter.






Next to the Box Office counter is our Green Room cafe. You can get food and drink here.



There might be queues as people wait to be served. You may also hear the coffee grinder here, which can make a loud noise.






There are accessible toilets on all levels of the theatre, and these signs will show you where they are.



On the ground floor the toilets are to the left of the Box Office counter. There are hand driers in all our toilets, they can be noisy.





In the foyer you will also find the foyer bar, which can also get busy if there's a show on in the main auditorium.



To access any level in the building you can use the stairs or the lift.



Our first floor is also known as the Circle level, where you can find the Crown Bar and access to the Studio.




This is the entrance to the Studio.





There is also a small chill out zone where you can sit down on this level.



This is the inside of our Studio. It may look a little different depending on the show you see as the set and number of seats can change.



During the show, feel free to join in with any laughing, clapping and cheering, but please remember you are not allowed to take photos, videos or phone calls.



At the end of the show, everyone will clap when all the actors come onto the stage, some people may stand up and cheer to show how much they liked the show.





At the end of the performance, people will get up and leave the building. There may be queues for the lifts, stairs, or exits. If you would like, you can sit and wait in your seat as you don't have to leave straight away.

